

# Starting School





A warm welcome to our new pupils!  
This booklet is for you and your family. It tells you all about the different things that happen at school. We look forward to seeing you soon when you start school.

## Arriving In The Morning



When you come to school, you will wait by the front gate with your grown-up. The gate will be open at 8.40am and you can walk through the playground and round into your new classroom where your teachers will be waiting for you with a big smile!





# Your Things

You will have your own coat peg with your name on it. You can hang your coat and spare clothes bag on here.

Inside the classroom will be a peg where you can put your bag. School reading books will be placed in here with your home learning journal.

There is a lunch trolley for your lunch box and a special tray for you to keep your water bottle in. You can go and get a drink from your bottle whenever you need one. Make sure you put your name on all your things, so we know who they belong to.



## Morning Snack

During the morning, we will be having a healthy snack, so you won't get hungry. This might be an apple, carrot, banana, satsuma or another type of fruit. The fruit is provided free to all Early Years and Key Stage One children. You are also entitled to free milk until the age of 5. You can pay for milk, once they are 5.



## Toilets

We have our own toilets, that are only used by Early Years children. They are right next to our classroom and you will be able to go to the toilet whenever you need to. You need to be able to go to the toilet by yourself by the time you come to school. We keep some spare clothes at school just in case you have an accident, so don't worry about that!



## Lunch Time

All the children in Early Years will eat their lunch together in the school hall. You can bring a packed lunch in a special box from home, (please make sure it has your name on, so you will not lose it) or you may like to have a delicious cooked lunch from school instead. You will be able to choose a main meal, vegetarian meal, a jacket potato or a school packed lunch. Your teachers will help you get settled at lunchtime every day and you will soon get to know our lovely midday assistants who will help you open things and sort out any problems that you have at lunchtime.






# What Will You Do At School?

## Sharing Stories

We hope you enjoy sharing books with your friends and family and are getting to know lots of rhymes.


At school, you will hear stories every day. The book corner in your classroom is a special place to sit, while you are looking at and reading books. We have books about everything- dinosaurs, pirates and trains, fairy tales and puppy dogs and lots more.



## Phonics

At school we use 'Letters and Sounds' ([www.letters-and-sounds.com](http://www.letters-and-sounds.com)) to help you to learn your letter sounds and names. For each sound (phoneme) you will learn what the letter looks like and how to write it (grapheme). As you learn the sounds in school you will take home information to help your families say and recognise these sounds too.

## Reading Books



Once you have settled in to school, we will be learning our sounds straight away. You will be given a brand new login to a reading site called Bug Club where you have access to phonics books 24/7.

After a while, you will start to get a book from school with a few words in. Some words you will learn by remembering what they look like, others you will be able to work out once you have started to learn some sounds in our phonics lessons.


You will have a reading record book where your grown-up can write down comments about the reading you have been doing at home.



## Writing

Writing is FUN! At school, you will learn how to form your letters correctly and also how to write words and sentences. It would be great if you could write your own name when you start school, remembering to use a capital letter at the start of it. Don't worry if you can't, you will soon learn at school.

We write while we play all the time: in the role play area; on the big whiteboard, outside using chalks; and on the writing table. We have clipboards and notebooks and sometimes we write in the sand, foam, gloop or paint. We like to write in as many ways as we can!





# Handwriting

When you have been at school a while you will begin to know, recognise and write the sounds you hear in words. You will be able to do lots of other activities at school to help with your writing by helping your hands and fingers to get stronger.

These include drawing patterns, colouring, painting, making models with plasticine and bricks, cutting and threading and much more.

In your first year at Wyburns, we work on accurate letter formation. From KS1 onwards your child will be encouraged to write using a cursive handwriting style. You will learn more about this once your child begins year one.

## P.E



At school, you will be able to do P.E. at least once a week. You can come to school in your P.E kit on your P.E days. Your teacher will tell you when these are in September. We are not allowed to wear earrings for P.E. Please make sure you take your earrings out before you come to school.

Your PE kit and all of your other clothes should have your name sewn (or ironed) in so that they don't get lost or mixed up with someone else's, as everyone's kit looks the same! This is really important.



## Messy Activities

At school, you will also be able to do lots of "messy" things. You can paint, stick, make models, use clay and play in the sand and the water.

We have aprons at school to keep your uniform clean and also to keep you dry when you play in the water.

# Maths

You can do lots of things at home with your family that will help you with your maths:

- sort blocks by colour and size
- fit jigsaw puzzles together
- learn nursery rhymes and number songs such as "Five Little Ducks"
- play lots of games where you have to throw a dice and move along a board
- cooking - talk about which things are heavy and light, how much you need.
- talking about your family .... who is the youngest, oldest, tallest or shortest
- talk about time using words such as morning, night, yesterday and tomorrow.
- when you are getting dressed look at things you put on first and last, which is the back and front, how many buttons have you got?
- at meal times you can lay the table and make sure you have enough knives and forks for everyone.
- when you go shopping you can look at the numbers on the price tags and look at coins. You can look at the shape, size and colour of the packaging.
- Counting - count lots of things, steps, jumps, sweets, cars, teddies etc.

At school, we will do lots of mathematical activities. You will do lots of exciting things, such as measuring, weighing, looking at shapes, making models, following directions and using the computer. We will learn how to add and subtract numbers, how to write them and order them and how to double and halve



# The Great Outdoors

We spend lots of time outdoors because we have so many places to explore! Sometimes we will go into our Forest School area or Sensory Garden.

These are places full of adventure!

We can look for minibeasts, plant flowers, hear stories from the reading chair, perform on the stage, explore musical instruments, pond dip and have many more exciting adventures.

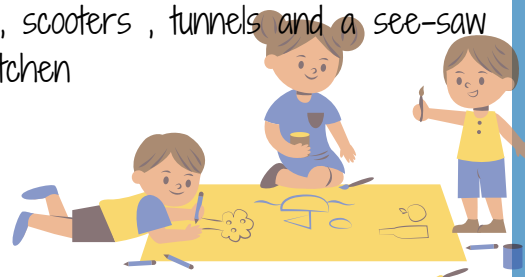
It would be very useful if you had a pair of wellies at school, that you could use outside when it is wet. We never let the weather stop us from having an adventure. Please make sure these have your name on them.



# Learning Through Play

At school there are lots of things for you to play with. Here are some of the things you will see:

- A gazebo where we play with sand.
- dressing up clothes - you can be a doctor, a princess or a firefighter.
- Lots of different construction materials
- a farm with buildings and lots of animals
- games and jigsaws
- plasticine and playdough
- a water tray and water equipment
- a dolls' house, a garage with cars and a train track
- a computer with lots of interesting programmes
- trikes, scooters, tunnels and a see-saw
- mud kitchen



# Home Time

Home time is at 3.10pm. Your parent/carer or someone else you know, should wait for you in the playground outside your classroom. Your teacher will make sure they see your grown-up before you can go. Sometimes your grown-up may be a few minutes late. Don't worry; you can wait safely with your teacher until they come. If someone different is going to be picking you up, your grown-up must let your teacher or the school office know.



# How Will My Grown Ups Know What I'm Learning?



## Parent Workshops

When you have been at school a few weeks, your teacher will invite your grown-ups into school for a chat. We will talk about all the different things you will be doing at school and the sorts of things you can do at home. We will also show your grown-ups how we teach you to learn sounds in your phonics lessons.




## Tapestry - An Online Learning Journal

We have an online learning journal where we will post photos and comments to tell your parents how your experiences link to your learning. Your parents can also post photographs and comments in your online journal, showing us what great things you get up to at home! Your grown ups will be given more information about how to access this when you start school in September.

We hope this booklet has helped you and your family to know what will happen when you start school. Your teachers are very excited about getting to know you. They can't wait to help you learn lots of new things. You will enjoy exciting activities and make lots of new friends. Most of all, you will have lots of FUN!

If you have any queries at all, please do not hesitate to contact the school and it will be our pleasure to answer your questions.





# School Uniform

Wyburns' sweatshirts, yellow PE polo tops and EYFS/KS1 white polo tops, with the school logo on, can be purchased via the online school shop. If you buy bigger sizes and label carefully, these items can last and last! Please select sensible black shoes/ white sandals for safety.

EYFS/KS1 ties are optional. They are on elastic, and can be purchased via the online school shop. KS2 have ties which they will tie themselves. We will provide your child's first tie free of charge, as they start year 3.

A rucksack with the Wyburns' logo can be purchased via the online school shop.

The only jewellery permitted are watches, small stud earrings and items worn for religious purposes. When considering ear piercing please use the start of the summer holidays to allow healing time. All jewellery must be removed for sport.

## Winter Uniform

Navy blue trousers, skirts or pinafore dress,

White polo top,

Navy blue cardigan/ v necked  
jumper/sweatshirt with logo.

Black shoes/sandals/trainers

Tie\*

## P.E Kit

Navy blue/black shorts,

Yellow polo shirt,

Plimsolls or trainers,

Navy blue joggers/sweatshirt for winter.


## Summer Uniform

Navy blue shorts,

White polo top (short or long sleeved)

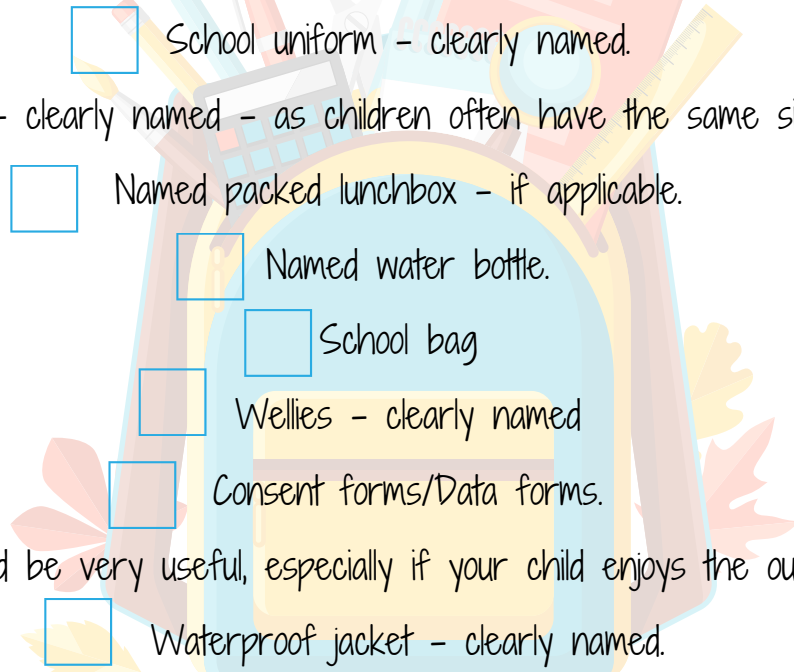
Yellow gingham dress

Black shoes/ black trainers / white sandals



# First Day Check List

The checklist below may help you to prepare for the first day of school:

- 
- ☐ School uniform - clearly named.
  - ☐ School shoes - clearly named - as children often have the same sizes and styles.
  - ☐ Named packed lunchbox - if applicable.
  - ☐ Named water bottle.
  - ☐ School bag
  - ☐ Wellies - clearly named
  - ☐ Consent forms/Data forms.
- Other items that would be very useful, especially if your child enjoys the outdoors in all weathers!
- ☐ Waterproof jacket - clearly named.
  - ☐ Waterproof trousers - clearly named.

## Snack Money

In Reception, the children are provided with afternoon snack every day. This includes things such as breadsticks, dips, cucumber/carrot sticks, bread, crackers and spreads etc. This encourages the children to become independent and teaches them how to prepare their own snacks. We also like to do lots of cooking and food tasting in school and we would like to ask your grown-ups if they would be willing to donate £10 towards the cost of buying food items for the year. Can you please fill in the form below and return it to your teacher with your snack money when you come to school in September. Thank you!

Name of child

\_\_\_\_\_

I enclose £10 to cover the costs of snack and cookery ingredients for the year.

Signed \_\_\_\_\_