


apple

twinkl.co.uk



crisps

twinkl.co.uk




orange

twinkl.co.uk




chocolate

twinkl.co.uk




cake

twinkl.co.uk




pizza

twinkl.co.uk



tomato

[twinkl.co.uk](https://www.twinkl.co.uk)




banana

[twinkl.co.uk](https://www.twinkl.co.uk)




cupcake

[twinkl.co.uk](https://www.twinkl.co.uk)



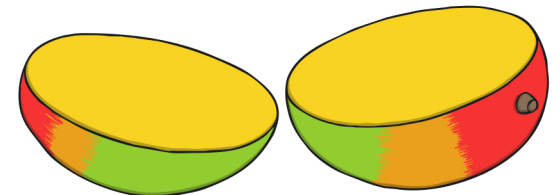
bread

[twinkl.co.uk](https://www.twinkl.co.uk)




cheese

[twinkl.co.uk](https://www.twinkl.co.uk)




mango

[twinkl.co.uk](https://www.twinkl.co.uk)



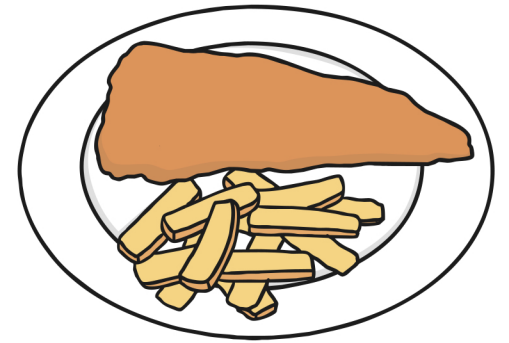
carrot

[twinkl.co.uk](https://www.twinkl.co.uk)



burger

[twinkl.co.uk](https://www.twinkl.co.uk)



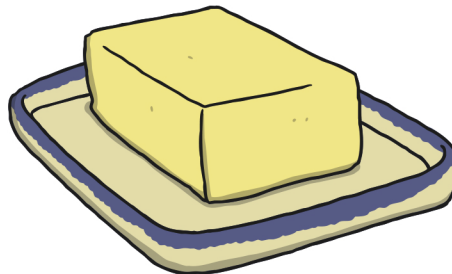
fish and chips

[twinkl.co.uk](https://www.twinkl.co.uk)



yoghurt

[twinkl.co.uk](https://www.twinkl.co.uk)




butter

[twinkl.co.uk](https://www.twinkl.co.uk)




fizzy pop

[twinkl.co.uk](https://www.twinkl.co.uk)



water

[twinkl.co.uk](https://www.twinkl.co.uk)




takeaway curry


[twinkl.co.uk](https://www.twinkl.co.uk)

Rodney the Robot Healthy Food Sorting Activity

Instructions


Print, cut out and laminate the pictures. Don't forget to cut out the Robot's mouth. Ask the children to take it in turns to pick up a food card. They can then post it through Rodney the Robot's mouth if it is a healthy food choice and put it into the Unhealthy Food Bin if it's not. Can they turn Rodney the Rusty Robot into Rodney the Recharged Robot by feeding him lots of healthy foods?





Rodney the Recharged Robot





Rodney the Rusty Robot



Unhealthy Food Bin

