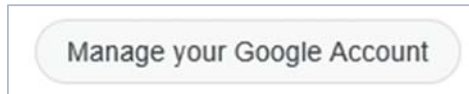
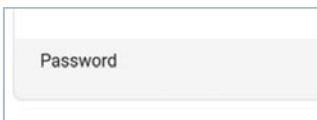
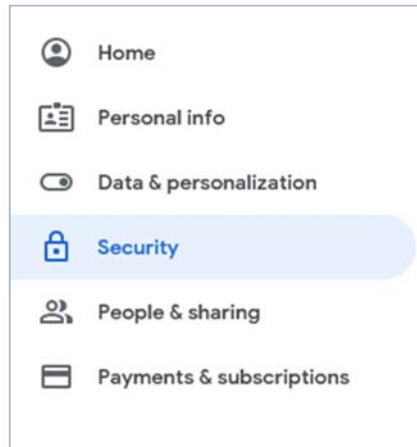


Changing your password – Google Account

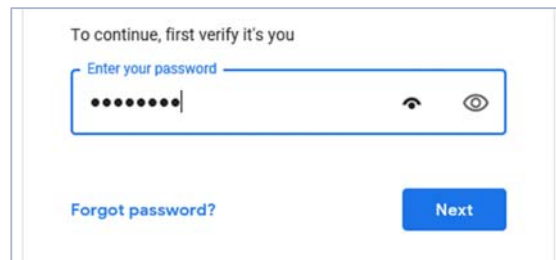
1. It is recommended that your child changes their password after the first time logging in. To do this click on their initial in the top right hand corner, and go to 'Manage Your Google Account'



2. A new window will open and give you some options. Navigate to 'Security' on the left hand side of your screen.



3. Click on 'Password'.
4. You will be asked to verify it is you/your child. Type in the password you signed in with and click Next.



5. You will be taken to a page to change the password. There will be some guidelines for the best password strength, length etc. If followed correctly, your password will change to your preferred password and will remain that until you change it again.

← Password

Choose a strong password and don't reuse it for other accounts. [Learn more](#)

Changing your password will sign you out of all your devices, including your phone. You will need to enter your new password on all your devices.

New password

Password strength:

Use at least 8 characters. Don't use a password from another site, or something too obvious like your pet's name. [Why?](#)

Confirm new password

CHANGE PASSWORD

Once changed, close the window/tab to go back to your Google homepage. If this has also closed, type www.google.co.uk into your web browser. Sign in if you need to, using your new password.