



# The Three Billy Goats Gruff

## Hello my lovely Acorns!

This week we are going to be thinking about the story:

### The Three Billy Goats Gruff

On the following pages, you will find some ideas of things to do each day to help you get to know the story and support you with your learning.

I look forward to seeing some of your work on Tapestry or emailed to:

I am missing you lots and hope that you are behaving nicely and remembering our school values at home.

Be kind.

Be safe.

Look after your things.

Be good learners!

## Supporting Communication and Language

### Supporting Expressive Arts and Design

Listen to the story and have a chat about it with your adult.

What was your favourite part?

Who was your favourite character?

What might happen next in the story?

Could you change the ending?

Why do you think the Troll was so unhappy and unkind?

Create your own stick puppets to help you retell the story.

Put on a show for your family or get everyone to play a part. You can print off the character sheet at the end of this PowerPoint if you wish to use that instead. If you don't want to make puppets you could play the parts yourselves.

Any videos can be shared on Tapestry.



## Supporting Expressive Arts and Design

### Supporting Literacy

Design your own stinky smelly troll to live under a bridge.

What will he look like?

What will he smell like?

How will he talk, what will he sound like?

How big will he be?

What will he say when you try to cross the bridge?

Draw a picture of your troll. Don't forget he needs a body and arms and legs that do not look like spaghetti!!!

Write a sentence underneath your picture about your troll. Don't forget to use finger spaces between words and use the phonics mats on the website to support you with your sounds.

## Supporting Understanding of the World

We need a potion to defeat the troll and put him to sleep while the goats trip trap across the bridge.

Create the following potion to see what happens when you mix these ingredients together. Sometimes things change when you mix them.


Half a cup of vinegar

1 squirt of washing up liquid

(Add some paint or glitter to change the colour)

Bicarbonate of soda – add a little to the above mixture!

(The bicarbonate of soda and vinegar combine to produce a gas called carbon dioxide which is what causes the fizz!)



## Supporting Mathematical Understanding

The 3 Billy Goats are all different sizes. Have some fun at home today ordering things by their sizes. You can cut and stick the characters at the end of this PowerPoint in order of size if you wish.

Need a challenge? You could try using a ruler or tape measure to accurately measure items in your home.



## Supporting Personal and Social Development

### Supporting Literacy

The troll is not going to make any friends by treating people so badly.

Can you write a letter to the troll and give him some advice about how to be kind to others. What should he do to help him make some friends?

You can write this yourself to challenge yourself with your writing skills or get your grown-up to write it for you.

Let's hope the troll listens to you because we all know it is important to treat others well and be kind!



## Supporting Physical Development

You need a safe escape route from the troll.

Practise your balancing skills. Create a balancing course in your garden or lounge using the things you have available.

You could mark out a course using masking tape and tiptoe along it. You could use paper stepping stones or use chalks to draw a line to follow outside.

Can you hop it?

Can you walk sideways?

Can you travel backwards?



## Supporting Understanding of the World

### Supporting Communication and Language


Goats glorious goats! What can you find out about them?

Can you generate some questions you would like to find the answers to? Remember questions start with words like:

How? Why? What? Where? When?

Find out the answer to your question using technology.

Can you make a little video about your question and what you found out and post it onto your Tapestry account?



## Supporting Mathematical Understanding

Play a game of, 'What's the time Mr. Troll?'

Someone pretends to be the Troll and hides behind a chair or sofa. Everyone else playing calls out the question, 'What's the time Mr. Troll' and the Troll answers with a time. The players can take that many steps towards the Troll in the hopes to reach him before he shouts, 'Dinner time!' and comes out from under his bridge (sofa/chair) and chases them!



## Supporting Personal and Social Development


### Supporting Literacy

The big billy goat is brave and strong. Can you remember a time when you have had to be brave and face a challenge?

Draw a picture and write a sentence about a time when you have faced a fear or completed something that was tricky for you.

Did anyone help you to be brave?  
How did you feel after you faced your challenge?

We love taking on challenges at Wyburns and know that sometimes we get things wrong and that it is okay as that is how we learn!



Wednesday!  
Here are some  
challenges for  
you to enjoy  
today!

## Supporting Physical Development

This is a great challenge for anyone with bricks or lego at home.

Have a bridge building contest with your family. Create an area your bridge has to cross and use whatever building materials you have to hand to create the strongest bridge you can.



