

# More learning fun!

I hope you are having a wonderful Easter holiday. There are loads of fun activities for Easter crafts online. If you would like any other activities to do during the next two weeks, then here are some ideas.

These ideas are based on the book:  
Hamilton's Hats

I will update you with some more fun home learning after the Easter break. (Again, this is only here if you would like some challenges over the Easter holiday. Fun and chocolate comes first!!!)

Remember our values in Acorns Class:

Be kind.

Be safe.

Look after your things.

Be good learners!

## Supporting Communication and Language

### Supporting Literacy

Listen to the story and have a chat about it with your adult.

What was your favourite part?

Who was your favourite character?

Which one was your favourite hat? Why?


Why do you think Hamilton likes hats so much?

What did Hamilton learn about himself in the story?

Did you enjoy the story?

Can you write a book review of the story?

You can use the template attached if you like.



Monday!  
Here are some  
challenges for  
you to enjoy  
today!

## Supporting Expressive Arts and Design


### Supporting Literacy

Design your own hat. (Maybe an Easter bonnet!)

You can create it as a 3D model or use the templates provided to decorate with your ideas or just draw and decorate your own design. The choice is yours!

I would love to see some of your designs on Tapestry or emailed, so that I can share them on the website!

Once your design is complete please write a sentence or two about your hat. When would you wear your hat? Why did you pick the design you have? Does it have any special features? How does it feel on your head?




## Supporting Understanding of the World

### Supporting Literacy

In the story Hamilton meets some different types of animals.

Giraffe, Crocodile, Monkey and Mouse


Choose one of these creatures and create a factsheet about them. Where do they live? What do they eat? How old can they live? How big can they grow? How many different types are there? Do they have any predators? Do they have any special skills? How do they protect themselves?



Tuesday!  
Here are some  
challenges for  
you to enjoy  
today!

## Supporting Mathematical Understanding

Part-Part-Whole – Use Hamilton and his juggling hats to help you come up with different ways to make numbers. How many ways can you think of to make – 6,7,8,9 and 10? You can use objects to help you count – like Lego bricks or sweets! (Yummy maths!) Use the template at the end of this PowerPoint. There is an example below.





## Supporting Personal and Social Development

During the story, Hamilton realises he is determined, brave, patient and kind.

Talk with your grown up about what these words mean.


Can you think of a time you were determined?

Can you think of a time you were brave?

Can you think of a time when you had to be patient?

Can you think of a time when you have been kind?

What act of kindness could you do today? Are there any jobs around the house that you could help out with?



Wednesday!  
Here are some  
challenges for  
you to enjoy  
today!

## Supporting Physical Development

The monkeys in the story were very good at ball skills.  
This week have fun practising your throwing and catching skills.

Can you create your own game using a ball?

How many times can you throw and catch a ball without dropping it?

Can you create a target game, using objects for skittles?

How high can you throw and catch the ball? (Outside!!)

Can anyone in your family juggle? Maybe you can learn together?

If you come up with some good games then please share them on Tapestry or via the email link and I can include these ideas on the website for others to enjoy too!



## Supporting Literacy


Here is a writing challenge for you all! Below are some words from the story. Can you think of a sentence using each of these words and write them. Don't forget finger spaces between words, use the phonics mats I have sent you to help. Can you add a capital letter at the start of each sentence and a full stop at the end?

hat

brave

pig


tall



Thursday!  
Here are some  
challenges for  
you to enjoy  
today!

## Supporting Mathematical Understanding

Create your own number pairs game. Use the number cards at the end of this document or make your own. Draw spots on the hats to match each number. Cut them out and play a game of pairs!



## Supporting Physical Development

### Supporting Expressive Arts and Design


Make your own salt dough:

2 cups flour

1 cup salt

1 cup water

Create your own model to represent the story. It could be one of the characters, it could be one of the hats. In a few days time the salt dough will be hard enough for you to decorate and paint. Good luck!



Friday  
Here are some  
challenges for  
you to enjoy  
today!


## Supporting Literacy

### Supporting Expressive Arts and Design

Can you carry on this new part of the story?


One day Hamilton was outside in the garden wearing his colourful feathery hat. All of a sudden a bird swooped down and plucked the hat from his head.....

(What happens next?)




feathery hats,

Hat Design template



# Book Review – Hamilton's Hats



What was your favourite part of the book and why?

---

---

---

Would you recommend this book to someone else? Why?

---


---












How many stars would you give this book?





## Part-Part-Whole



1		2		3	
4		5		6	
7		8		9	
10		11		12	